

The Little Theatre of Alexandria

600 Wolfe Street
Alexandria, VA 22314



Phone: 703-683-5778
www.thelittletheatre.com

ANNUAL REPORT

2020-2021

PRESIDENT

Russell Wyland

BOARD OF GOVERNORS

Artistic Support

Susan Boyd

Box Office

Ira Forstater

Building

Ken Brown

Development

Franks Shutts

Education

Heather Sanderson

Front of the House

Robert Kraus

Membership

Brendan Quinn

Production

Alan Wray

Public Relations

Rachel Alberts

Seasonal Planning

Ashley Amidon

Technical Support

Ken Crowley

Treasurer

David Hale

President Pro Tem

Frank Shutts

Secretary to the Board

Lynn O'Connell

Executive Secretary

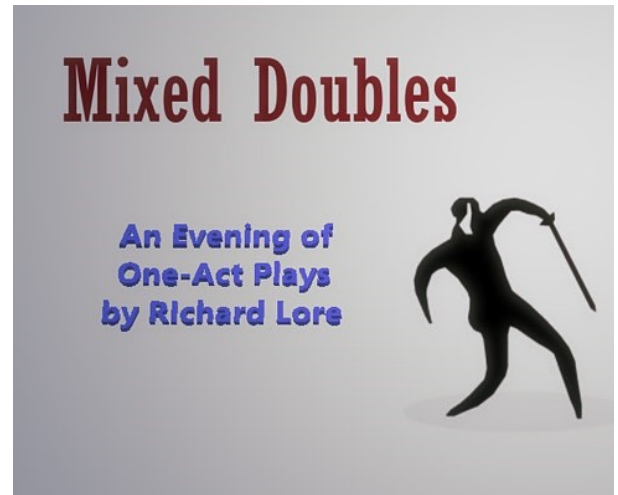
Jamie Blake

Business Office Manager




Tina McCrea

Box Office Manager

Crissy Wilke



SMALL THEATRE FOR UNUSUAL TIMES



THE LITTLE THEATRE OF ALEXANDRIA
COMPARATIVE BALANCE SHEET FOR THE PERIODS ENDING 4/30/2020 AND 4/30/2021

	4/30/2020	4/30/2021
ASSETS		
CURRENT ASSETS		
CASH - WELLS FARGO - OPERATING ACCOUNT	\$6,784	84,533
PETTY CASH - FRONT OF HOUSE	\$40	40
PETTY CASH - BOX OFFICE	\$100	100
PETTY CASH - BUSINESS OFFICE	\$169	169
MONEY MARKET - MORGAN STANLEY	\$58,449	0
WELLS FARGO - CREDIT CARD ACCOUNT	\$43,442	47,552
ACCURED INCOME TICKETS - VENDINI	\$1,222	0
MARKETABLE SECURITIES	\$2,711,279	3,154,578
TOTAL CURRENT ASSETS	\$2,821,487	\$3,286,972
FIXED ASSETS		
LAND	\$75,000	\$75,000
BUILDING	\$1,769,113	\$1,789,927
ACCUMULATED DEPRECIATION - BUILDING	(\$1,173,910)	(\$1,199,567)
FURNITURE AND FIXTURES	\$128,739	\$128,739
ACCUMULATED DEPRECIATION - FURNITURE AND FIXTURES	(\$118,138)	(\$118,138)
EQUIPMENT	\$367,094	\$367,094
ACCUMULATED DEPRECIATION - EQUIPMENT	(\$335,111)	(\$350,395)
TOTAL FIXED ASSETS	\$712,787	\$692,660
OTHER ASSETS		
PREPAID EXPENSES	\$63,652	\$43,569
SECURITY DEPOSIT - ACADEMY BLDG	\$5,000	\$5,000
TOTAL OTHER ASSETS	\$68,652	\$48,569
TOTAL ASSETS	\$3,602,926	\$4,028,201
	=====	=====
CURRENT LIABILITIES		
CREDIT CARD PAYABLE	(\$482)	\$1,747
PAYROLL LIABILITY	\$0	\$6,951
DIRECT DEPOSIT LIABILITY	\$0	\$0
DEFERRED INCOME	\$0	\$0
ACCRUED EXPENSES	\$0	\$0
ACCOUNTS PAYABLE	(\$6,760)	-\$6,760
SOCIAL SECURITY WITHHOLDING	\$0	\$0
MEDICARE WITHHOLDING	\$0	\$0
FEDERAL WITHHOLDING	\$0	\$0
STATE WITHHOLDING	\$0	\$0
OTHER CURRENT LIABILITIES		
DEFERRED REVENUE - MISC	\$42	\$3,443
DEFERRED REVENUE - SPONSORS	\$5,600	\$0
DEFERRED REVENUE - SUMMER CAMP	\$71,153	\$31,386
DEFERRED REVENUE - SUBSCRIPTIONS	\$0	\$0
TOTAL CURRENT LIABILITIES	\$76,795	\$34,829
LONG TERM LIABILITIES		
NOTES PAYABLE - LONG TERM	\$0	\$0
TOTAL LONG TERM LIABILITIES	\$0	\$0
TOTAL LIABILITIES	\$69,553	\$36,766
EQUITY		
EQUITY (GENERAL FUND AND RETAINED EARNINGS)	\$2,867,341	\$1,402,615
UNREALIZED ASSETS (MARKETABLE SECURITIES)	\$652,686	\$2,130,137
NET INCOME	\$13,346	\$458,683
TOTAL EQUITY	\$3,533,373	\$3,991,435
TOTAL LIABILITIES AND FUND BALANCE	\$3,602,926	\$4,028,201
	=====	=====
MARKET VALUE OF PORTFOLIO	\$2,711,279	\$3,154,578

THE LITTLE THEATRE OF ALEXANDRIA
STATEMENT OF INCOME AND EXPENSES - COMPARISON DATA FOR THE YEAR ENDING APRIL 30, 2021

	Budget 2020	Actual 2020	Budget 2021	Actual 2021
REVENUE				
TICKETS	\$275,000	\$282,959	\$123,425	\$14,022
SUBSCRIPTIONS	\$130,000	\$111,157	\$50,000	\$28,650
FRONT OF THE HOUSE	\$11,000	\$10,384	\$1,285	\$0
MEMBERSHIP	\$24,000	\$17,559	\$20,000	\$10,459
SPONSORS	\$21,000	\$21,290	\$9,000	\$0
EDUCATION	\$365,000	\$377,136	\$156,200	\$129,232
ADVERTISING	\$5,000	\$4,002	\$5,000	\$0
AWARDS/SEASONAL PLANNING	\$2,600	\$3,224	\$2,600	\$1,510
HOLIDAY SHOW FUND RAISER	\$79,000	\$79,213	\$33,500	\$10,657
OTHER	<u>\$9,200</u>	<u>\$8,107</u>	<u>\$8,830</u>	<u>\$9,982</u>
TOTAL REVENUE	\$921,800	\$915,031	\$409,840	\$204,512
EXPENSES				
ADMINISTRATION	\$275,900	\$275,365	\$243,950	\$225,569
SEASONAL PLANNING	\$7,625	\$7,362	\$8,650	\$4,776
BOX OFFICE	\$28,750	\$24,701	\$18,670	\$3,701
BUILDING	\$118,750	\$135,354	\$121,600	\$119,388
DEVELOPMENT	\$1,100	\$804	\$1,100	\$0
MEMBERSHIP	\$2,700	\$2,032	\$2,700	\$253
EDUCATION	\$273,400	\$293,667	\$120,900	\$111,411
PRODUCTION	\$118,822	\$107,352	\$52,215	\$15,902
PUBLIC RELATIONS	\$70,800	\$65,967	\$61,800	\$20,414
FRONT OF THE HOUSE	\$16,700	\$12,570	\$9,060	\$386
ARTISTIC SUPPORT	\$4,800	\$2,984	\$5,900	\$1,190
TECHNICAL SUPPORT	<u>\$16,500</u>	<u>\$10,005</u>	<u>\$13,000</u>	<u>\$432</u>
TOTAL EXPENSE	\$935,847	\$938,162	\$659,545	\$503,423
NET REVENUE OVER EXPENSES	(\$14,047)	(\$23,131)	(\$249,705)	(\$298,911)
OTHER INCOME/(EXPENSES)				
OTHER INCOME				
DONATIONS	\$35,000	\$43,376	\$40,000	\$50,030
INTEREST	\$250	\$1,262	\$250	\$110
STEVENS FUND INTEREST	\$2,000	\$1,791	\$2,000	\$0
DIVIDENDS	\$54,000	\$58,622	\$40,000	\$51,140
DISTRIBUTIONS - INVESTMENT ACCOUNT	\$0	\$24,549	\$0	\$50,245
REALIZED & UNREALIZED GAINS	<u>\$0</u>	<u>\$2,545</u>	<u>\$0</u>	<u>\$695,980</u>
TOTAL OTHER INCOME	\$91,250	\$132,145	\$82,250	\$847,504
OTHER EXPENSES				
CARES EXPENSE			(\$20,000)	(\$19,760)
DEPRECIATION	<u>(\$73,000)</u>	<u>(\$67,978)</u>	(\$68,000)	(\$40,941)
INVESTMENT MANAGEMENT FEES	<u>\$0</u>	<u>(\$27,608)</u>	<u>\$0</u>	<u>(\$29,125)</u>
TOTAL OTHER EXPENSE	(\$73,000)	(\$95,586)	(\$88,000)	(\$89,826)
NET OTHER INCOME/(EXPENSES)	\$18,250	\$36,559	(\$5,750)	\$757,678
NET INCOME/(LOSS) - OPERATIONS	\$4,203	\$13,428	(\$255,455)	\$458,767

	# of Public Performances	Total # of Tickets	% of Tickets Sold
<i>Love Letters</i> ***	8	184	98%
<i>Mixed Doubles</i> ***	8	184	98%
<i>Will Rogers</i> ***	8	184	98%
<i>A Christmas Carol</i>	12	264	97%
<i>The Revolutionists</i>	16	368	95%
<i>The Belle of Amherst</i>	16	368	95%
TOTALS	68	1552	AVG 97%
*** indicates shows with free tickets. No sales counted.			

LTA Department Chairpersons & Coordinators

Archivist	Charles Dragonette	Nominations	Jamie Blake
Auditions Coordinators. . .	Sherry Clark		Luana Bossolo
	Margaret-Evans Joyce	Next Gen.	Katie Kellenberger
Audio/Video.	Jay Bartol	One Acts.	Nick Friedlander
Awards/Judges	Kira Hogan	Paint	Stacey Becker
Building	Ken Brown		Mary Hutzler
Costumes	Stacey Becker	Playbill Coordinator	Bobbie Herbst
	Alex Geoghagan	Playbill Editor	Carol Hutchinson
Decorating (Building). . . .	Stacey Becker	Play Selection.	Frank Coleman
DEI	Chanel Lancaster	Properties.	Bobbie Herbst
Director Selection	Jeff Haslow		Helen Bard Sobola
Events Coordinator.	Robert Kraus	Rigging	Russell Wyland
Floodlight Coordinator. . . .	Kirstin Apker	Safety Officers	Stacey Becker
FOH Inventory Control. . . .	Monty Montgomery		Ken Brown
FOH Training	Lynn O'Connell	Set Decoration	Kirstin Apker
Hair, Wigs & Make-up. . . .	Susan Boyd		Charles Dragonette
	Robin Maline		Judy Kee
Lighting	Jeffrey Auerbach	Sound	David Correia
	Kimberly Crago		Alan Wray
Marketing.	Rachel Alberts	Special Effects	Art Snow
Membership Events	Hilary Adams	Wardrobe	Jean Schlichting
Musical Instruments	Beverley Benda		Kit Sibley
		Woodshop	Jim Hutzler
			Dan Remmers

Budget Committee

Marzanne Claiborne, David Hale, Marian Holmes, Zell Murphy, Frank Shutts, Rance Willis

Building Committee

Stacey Becker, Myke Taister

Nominating Committee

Jamie Blake, Luana Bossolo, Joel Durgavich, Joanna Henry, Bobbie Herbst

Financial Trustees

Patricia Bradford, Maria Ciarrocchi, Nicholas Burakow, Ron Field, Rance Willis